

FY26 Q3 SALES

31 DECEMBER 2025

AT RICHEMONT
We Craft the Future



Certain of the matters discussed in this document about our and our subsidiaries' future performance, including, without limitation, store openings and closings, product introductions, sales, sales growth, sales trends, store traffic, Richemont's strategy and initiatives and the pace of execution thereon, Richemont's objectives to compete in the global luxury market and to improve financial performance, retail prices, gross margin, operating margin, expenses, interest expense and financing costs, effective tax rate, net earnings and net earnings per share, share count, inventories, capital expenditures, cash flow, liquidity, currency translation, macroeconomic conditions, growth opportunities, litigation outcomes and recovery related thereto, contributions to Richemont pension plans, certain ongoing or planned real estate, product, marketing, retail, customer experience, manufacturing, supply chain, information systems development, upgrades and replacement, and other operational and strategic initiatives, and all other statements that are not purely historical, constitute "forward-looking statements" within the meaning of the Private Securities Litigation Reform Act of 1995.

Such forward-looking statements are subject to risks and uncertainties, which could cause actual results to differ materially from those anticipated. Such statements are based on management's beliefs as well as assumptions made by, and information currently available to, management. When used herein, the words "may", "should", "estimate", "project", "plan", "believe", "expect", "anticipate", "intend", "potential", "goal", "strategy", "target", "will", "seek" and variations of such words and similar expressions are intended to identify forward-looking statements.

Factors that may cause actual results to differ are often presented with the forward-looking statements themselves. Our retail stores are heavily dependent on the ability and desire of consumers to travel and shop and a decline in consumer traffic could have a negative effect on our comparable store sales and/or average sales per square foot and store profitability resulting in impairment charges, which could have a material adverse effect on our business, results of operations and financial condition. Reduced travel resulting from economic conditions, retail store closure orders of civil authorities, travel restrictions, travel concerns and other circumstances, including disease epidemics and other health-related concerns, could have a material adverse effect on us, particularly if such events impact our customers' desire to travel to our retail stores. International conflicts or wars, including resulting sanctions and restrictions on importation and exportation of finished products and/or raw materials, whether self-imposed or imposed by international countries, non-state entities or others, may also impact these forward-looking statements. Other factors that could cause actual results to differ materially from those contemplated in any forward-looking statements may include, but are not limited to: economic, geo-political, capital markets and business conditions, trends and events around the world and in the markets in which Richemont operates; changes in interest and foreign currency exchange rates, and changes in currency control laws; changes in taxation policies and regulations; the possibility of the imposition of new taxes on imports and exports and new tariffs and trade restrictions and changes in tariff rates and trade restrictions; shifting tourism trends; regional instability; violence (including terrorist activities); cybersecurity events affecting Richemont and related costs and impact of any disruption in business; political activities or events; weather conditions that may affect local and tourist consumer spending; consumer confidence, disposable income, credit availability, spending levels, shopping patterns, debt levels, and demand for certain merchandise; trends in consumer shopping habits around the world and in the markets in which Richemont operates; shifts in Richemont's product and geographic sales mix; variations in the cost and availability of diamonds, gemstones and precious metals; adverse publicity regarding Richemont and its products, Richemont's third-party vendors or the diamond or jewellery industry more generally; any non-compliance by third-party vendors and suppliers with Richemont's sourcing and quality standards, codes of conduct, or contractual requirements, as well as applicable laws and regulations; initiatives of competitors, competitors' entry into and expansion in Richemont's markets, and competitive pressures; disruptions impacting Richemont's business and operations; the availability of necessary personnel to staff Richemont's boutiques and other facilities; the availability of skilled labour in areas in which new boutiques and facilities are to be constructed or existing boutiques and facilities are to be relocated, expanded or remodelled; delays in the opening of new, expanded or relocated boutiques and facilities; failure to successfully implement or make changes to Richemont's information systems; and Richemont's ability to successfully control costs and execute on, and achieve the expected benefits from, the operational and strategic initiatives referenced above. If international tariffs are imposed or increased, materials and goods that Richemont imports may face higher prices, which could lead to reduced margins or increased prices that could cause decreased consumer demand.

All of the forward-looking statements made in this document are qualified by these cautionary statements and we cannot assure you that the results or developments anticipated by management will be realized or, even if realized, will have the expected consequences to, or effects on, us or our business, prospects, financial condition, results of operations or cash flows. Readers are cautioned not to place undue reliance on these forward-looking statements in making any investment decision. Forward-looking statements made in this document apply only as of the date of this document. While we may elect to update forward-looking statements from time to time, we specifically disclaim any obligation to do so, even in light of new information or future events, unless otherwise required by applicable laws.

Nothing in this presentation constitutes investment advice or a recommendation of a particular investment or trading strategy. You are responsible for making your own investment decisions based on your particular facts and circumstances, and should consider whether to consult a financial or tax advisor when considering whether to enter into any investment transaction.

RICHMONT

Q3-26 HIGHLIGHTS | CONTINUED STRONG MOMENTUM IN Q3

Very solid
calendar year end sales

€6.4bn

+11%

at constant FX

(+4% at actual FX)

Growth
across all regions

Double-digit

Americas | Japan | MEA

+8% Europe | **+6%** APAC

at constant FX

Sustained performance
against a high base

+14% Jewellery Maisons

+7% SWM

Stable Other (**+3%** F&A)

at constant FX

Robust net cash
position

€7.6bn

vs €7.9bn at end Dec. 2024



Q3-26 | SOLID GROWTH ACROSS ALL REGIONS AGAINST DEMANDING COMPARATIVES (CONSTANT RATES)

Americas

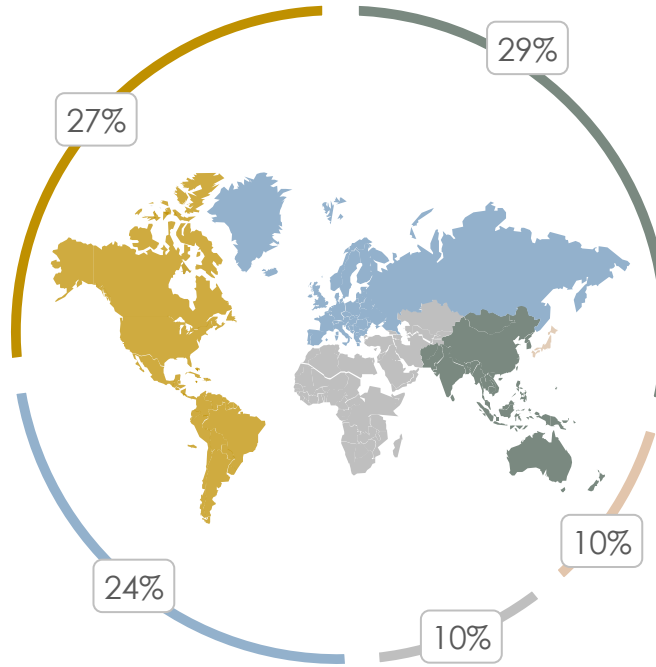
+14% Q3-26 (+22% Q3-25)

- Double-digit growth at Jewellery Maisons and Specialist Watchmakers, positive F&A
- Growth across all main markets

Europe

+8% Q3-26 (+19% Q3-25)

- Double-digit growth at Jewellery Maisons, positive Specialist Watchmakers and F&A
- Supportive local demand and tourist spending
- Notable strength in Italy and UK



Middle East & Africa

+20% Q3-26 (+20% Q3-25)

- Double-digit growth across all business areas
- Growth led by UAE market
- Strong local and tourist demand

Asia Pacific

+6% Q3-26 (-7% Q3-25)

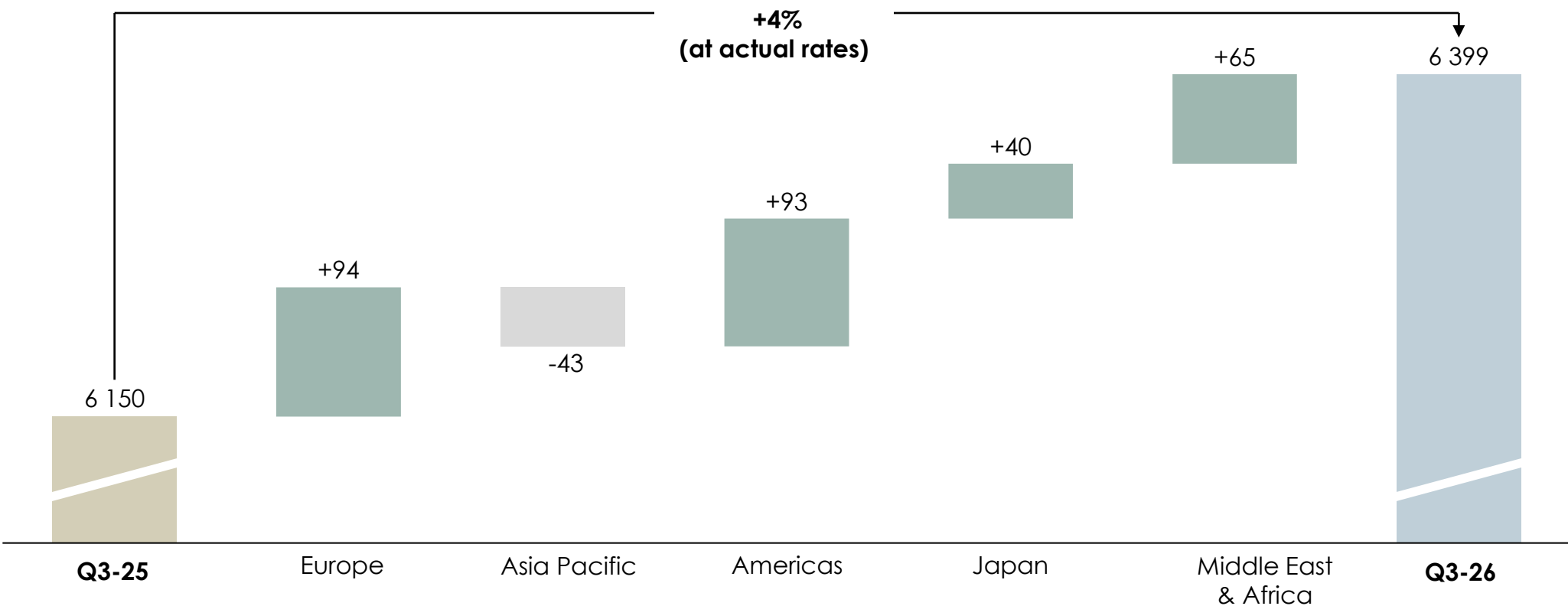
- Growth at Jewellery Maisons and Specialist Watchmakers
- Modest increase in China, Hong Kong and Macau combined
- Solid growth elsewhere in Asia, notably S. Korea and Australia

Japan

+17% Q3-26 (+19% Q3-25)

- Growth led by Jewellery Maisons; positive Specialist Watchmakers
- Strong local demand and supportive tourist spending

Q3-26 | HIGHEST CONTRIBUTIONS FROM EUROPE & AMERICAS (€M, ACTUAL RATES)



Q3-26 | CONTINUED STRENGTH AT JEWELLERY MAISONS, IMPROVED SPECIALIST WATCHMAKERS



Jewellery Maisons

€4.8bn

+14%

at constant rates
+6% at actual rates

- Double-digit performance against demanding +14% comparative base in Q3-25
- Broad-based growth across all regions and channels
- Success of jewellery and watch icons boosted by attractive novelties and impactful communication
- 9-month sales **+14%**



Specialist Watchmakers

€0.9bn

+7%

at constant rates
+1% at actual rates

- Second consecutive quarter of growth
- Growth across all regions, notably double-digit increases in the Americas and Middle East & Africa
- 9-month sales **+1%**



Other

€0.7bn

stable

at constant rates
-5% at actual rates

- +3% at Fashion & Accessories Maisons, with growth in the Americas, Middle East & Africa and Europe
- Solid momentum notably from Peter Millar and Gianvito Rossi
- Double-digit increase at Watchfinder
- 9-month sales **+1%**

Q3-26 | GROWTH ACROSS ALL CHANNELS, LED BY RETAIL (CONSTANT RATES)

Retail

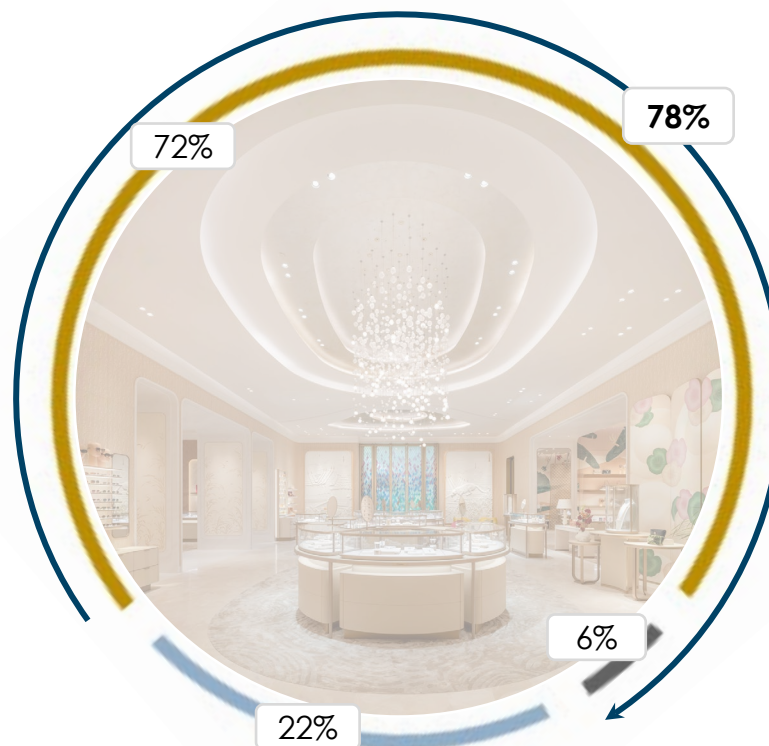
+12% vs Q3-25

- Growth across all business areas, led by Jewellery Maisons
- Double-digit increases across all regions except Asia Pacific

Wholesale, incl. Royalty Income

+9% vs Q3-25

- Double-digit performance at Jewellery Maisons and Specialist Watchmakers
- Regional increases led by Middle East & Africa and Americas



Direct-to-Client (DTC)

78% of sales (stable vs Q3-25)

- c. 85% at Jewellery Maisons
- c. 60% at Specialist Watchmakers
- > 60% at Other

Online retail

+5% vs Q3-25

- Solid growth at Jewellery Maisons
- Increases in Japan, the Americas and Middle East & Africa

DEFINITIONS

- › yoy means year on year change vs quarter ended 31 December 2024
- › Movements at constant exchange rates for the period under review are calculated by translating underlying sales in local currencies into euros in both the current period and the comparative period at the average exchange rates applicable for the financial year ended 31 March 2025
- › Movements at constant exchange rates for Q3-25 are calculated by translating underlying sales in local currencies into euros in both the current period and the comparative period at the average exchange rates applicable for the financial year ended 31 March 2024
- › Any long form references to Hong Kong, Macau and Taiwan within this presentation are Hong Kong SAR, China; Macau SAR, China; Taiwan, China respectively
- › Key figures apply to continuing operations

AT RICHMONT
We Craft the Future

Buccellati • Cartier • Van Cleef & Arpels • Vhernier

A. Lange & Söhne • Baume & Mercier • IWC • Jaeger-LeCoultre • Panerai • Piaget • Roger Dubuis • Vacheron Constantin

Alaïa • Chloé • Delvaux • dunhill • G/FORE • Gianvito Rossi • Montblanc • Peter Millar • Purdey • Serapian • TimeVallée • Watchfinder & Co.